



**RALLY 10**  
**ESTONIA**  
4-6 SEPTEMBER 2020

**SUPPLEMENTARY  
REGULATIONS**

» RALLYESTONIA.COM



KAMBJA  
VALD



## INDEX

1.	INTRODUCTION .....	4
1.1.	Preamble .....	4
1.2.	Road Surface .....	4
1.3.	Overall SS distance and total distance of the itinerary .....	4
2.	ORGANISATION .....	4
2.1.	FIA Titles for which the rally counts .....	4
2.2.	Visa numbers – FIA and ASN.....	4
2.3.	Organiser’s name, address and contact details (permanent office) .....	4
2.4.	Organising Committee .....	4
2.5.	Stewards.....	5
2.6.	FIA Delegates .....	5
2.7.	Senior Officials.....	5
2.8.	Rally HQ location and Contact details.....	5
2.9.	Official Notice Board location.....	5
3.	PROGRAMME .....	6
3.1.	Schedule before the rally week .....	6
3.2.	Schedule during the rally week .....	6
3.3.	Opening hours Rally HQ and Media Centre.....	8
4.	ENTRIES.....	8
4.1.	Closing date for entries.....	8
4.2.	Entry procedure .....	8
4.3.	Number of competitors accepted and classes .....	9
4.4.	Entry fees / Entry packages.....	9
4.5.	Payment details .....	10
4.6.	Refunds.....	10
5.	INSURANCE .....	10
6.	ADVERTISING AND IDENTIFICATION .....	11
6.1.	Restrictions.....	11
6.2.	Organiser’s advertising (Appendix 4) .....	11
6.3.	Identification .....	11
7.	TYRES.....	11
7.1.	Tyres specified for use during the rally .....	11
7.2.	Tyre quantities for use during the rally: .....	12
7.3.	Tyres for use on reconnaissance .....	12
7.4.	Tyre marking zone.....	12
7.5.	National laws or special requirements.....	12
8.	FUEL.....	12
8.1.	Ordering procedure .....	12
8.2.	Closing date for ordering fuel.....	12
8.3.	Distribution for non-priority drivers .....	12
9.	RECONNAISSANCE.....	13
9.1.	Procedure for registration.....	13
9.2.	Collection of reconnaissance tracking device .....	13
9.3.	Specific and national restrictions.....	14
10.	ADMINISTRATIVE CHECKS.....	14
10.1.	Documents to be presented.....	14
10.2.	Timetable .....	14
11.	SCRUTINEERING, SEALING AND MARKING.....	15
11.1.	Scrutineering venue and timetable .....	15
11.2.	Mud flaps (Appendix J Article 252.7.7) .....	15
11.3.	Windows / Nets (Appendix J Article 253.11) .....	15
11.4.	Drivers’ safety equipment.....	15
11.5.	Noise level .....	15

11.6.	Special national requirements .....	15
11.7.	Safety Tracking System.....	15
12.	OTHER PROCEDURES AND REGULATIONS.....	16
12.1.	Shakedown.....	16
12.2.	Ceremonial start procedure .....	16
12.3.	Start procedure and order .....	16
12.4.	Finish procedure.....	17
12.5.	Removal of the cars from final Parc Fermé.....	17
12.6.	Permitted early check-in.....	17
12.7.	Change of time card during the rally.....	17
12.8.	Any special procedures .....	17
12.9.	Two-way radio communication.....	18
12.10.	On Board Cameras .....	18
12.11.	Official time used during the rally.....	19
13.	IDENTIFICATION OF OFFICIALS .....	19
14.	PRIZES .....	19
15.	FINAL CHECKS AND PROTESTS .....	20
15.1.	Final checks .....	20
15.2.	Protest deposit .....	20
15.2.1.	Additional fees .....	20
15.3.	Appeal deposit .....	20
	APPENDIX 1 – Itinerary .....	21
	APPENDIX 2 – Reconnaissance schedule .....	24
	APPENDIX 3 – Competitors Relations Officers.....	26
	APPENDIX 4 – Advertising and Identification.....	27
	APPENDIX 5 – Extracts from FIA ISC Appendix L relating to overalls, helmets and any other safety requirements .....	29
	APPENDIX 6 – FIA Safety Tracking Device Installation and Operations instructions .....	30
	APPENDIX 7 – Specific items for national cars.....	50

## 1. INTRODUCTION

### 1.1. Preamble

This rally will be run in compliance with the 2020 FIA International Sporting Code and its appendices, the 2020 FIA World Rally Championship Sporting Regulations, the National Sporting Regulations which comply with the FIA regulations and these Supplementary Regulations. Modifications, amendments and/or changes to these Supplementary Regulations will be announced only by numbered and dated Bulletins (issued by the organiser or the Stewards).

Additional information will be published in Rally Guide 2, issued on Monday 10 August 2020. The 2020 FIA World Rally Championships Sporting Regulations can be found at <https://www.fia.com/regulation/category/119>

### 1.2. Road Surface

Gravel 97,7%, tarmac 2,23%

### 1.3. Overall SS distance and total distance of the itinerary

Overall SS distance	232,64 km
Total distance of the itinerary	871,89 km

## 2. ORGANISATION

### 2.1. FIA Titles for which the rally counts

FIA World Rally Championship for Drivers  
 FIA World Rally Championship for Co-Drivers  
 FIA World Rally Championship for Manufacturers  
 FIA WRC 2 Championship for Drivers  
 FIA WRC 2 Championship for Co-Drivers  
 FIA WRC 2 Championship for Teams  
 FIA WRC 3 Championship for Drivers  
 FIA WRC 3 Championship for Co-Drivers  
 FIA Junior WRC Championship for Drivers  
 FIA Junior WRC Championship for Co-Drivers  
 FIA Junior WRC Championship Nations Trophy

### 2.2. Visa numbers – FIA and ASN

ASN visa no:	<b>50/R</b>	Issued on:	<b>31/07/2020</b>
FIA visa no:	<b>TBA</b>	Issued on:	<b>xx/xx/2020</b>

### 2.3. Organiser's name, address and contact details (permanent office)

Estonian Autosport Events MTÜ  
 Address: Sinilille tee 1, Peetri, 75312 Rae vald, Estonia  
 Telephone: +372 56 966 698  
 E-mail: [info@rallyestonia.ee](mailto:info@rallyestonia.ee)  
 Website: [www.rallyestonia.ee](http://www.rallyestonia.ee)

Working hours: Monday to Friday 9:00 to 17:00

### 2.4. Organising Committee

**Organising Committee:** Urmo Aava (Chairman)  
 Silver Kütt  
 Tarmo Hõbe  
 Janno Siitan  
 Mario Ostnik  
 Kristi Jeenas

## 2.5. Stewards

Chairperson (appointed by the FIA)	Mr. Iain Campbell
FIA Steward	TBC
ASN Steward	Mr. Juhan Mänd
Secretary to the Stewards	Ms. Yvonne Gilli

## 2.6. FIA Delegates

Sporting Delegate	Mr. Timo Rautiainen
Safety Delegate	Ms. Michèle Mouton
Assistant Safety Delegate	Mr. Nicolas Klingler
Medical Delegate	Dr. Cem Boneval
Media Delegate	Ms. Vera Dussausaye
FIA Technical Delegate	Mr. Karmo Uusmaa
FIA Technical Delegate	Mr. Jérôme Toquet
Assistant to FIA Technical Delegate	Mr. Emanuele Saglia

## 2.7. Senior Officials

Rally Director	Mr. Urmo Aava
Clerk of the Course	Mr. Silver Kütt
Deputy COC / Chief Safety Officer	Mr. Priit Priimägi
Deputy COC	Mr. Janis Krastins
Deputy COC	Mr. Urmas Roosimaa
Deputy COC	Mr. Janno Hert
Route Manager	Mr. Hillar Roose
Chief Rescue Officer	Mr. Toomas Arumägi
Chief Medical Officer (CMO)	Ms. Liisa Olesk
Deputy Chief Medical Officer (DCMO)	Ms. Annika Uue
Rally Secretary / FIA and Competitor Coordinator	Ms. Kristi Jeenas
COVID-19 Response Coordinator	Mr. Alar Arukuusk
Rally HQ Manager	Ms. Karmen Vesselov
Chief Scrutineer	Mr. Taavi Luik
Competitors' Relations Officer (CRO)	Ms. Liga Stirna
Service Park Manager	Mr. Mairo Romandi
Press Relations	Mr. Margus Kiiver
Media Centre Manager	Ms. Kairi Jürisson
Environmental Officer	Mr. Lembit Miil

## 2.8. Rally HQ location and Contact details

Rally HQ	Eesti Rahva Muuseum / Estonian National Museum (ERM)
Address:	Muuseumi tee 2, 60532 Tartu, Estonia
Telephone:	+372 57 872 442
E-mail:	<a href="mailto:info@rallyestonia.ee">info@rallyestonia.ee</a>

## 2.9. Official Notice Board location

Digital Notice Board: [www.rallyestonia.com](http://www.rallyestonia.com)

**Sportity Application:** WRCRE2020

Download Apple: <https://apps.apple.com/ee/app/sportity/id1344934434>

Download Android: <https://play.google.com/store/apps/details?id=com.sportity.app>

### 3. PROGRAMME

#### 3.1. Schedule before the rally week

<b>Friday 24 July</b>		
	Rally Guide 1 published	<a href="http://www.rallyestonia.com">www.rallyestonia.com</a>
	Opening date for Entries	<a href="https://registrations.fia.com/wrcest">https://registrations.fia.com/wrcest</a>
<b>Friday 31 July</b>		
	Supplementary Regulations published	<a href="http://www.rallyestonia.com">www.rallyestonia.com</a>
TBC	Opening date for Media accreditation	<a href="http://www.rallyestonia.com">www.rallyestonia.com</a>
<b>Wednesday 5 August</b>		
	Closing date for National media accreditation	<a href="http://www.rallyestonia.com">www.rallyestonia.com</a>
<b>Monday 10 August</b>		
	Closing date for entries	<a href="https://registrations.fia.com/wrcest">https://registrations.fia.com/wrcest</a>
	Rally Guide 2 published	<a href="http://www.rallyestonia.com">www.rallyestonia.com</a>
	Road Book and Route Map available	<a href="http://www.rallyestonia.com">www.rallyestonia.com</a>
<b>Wednesday 12 August</b>		
	Closing date for international media accreditation	FIA
	Closing date for TV and international radio accreditation	WRC Promoter
	Closing date for helicopter registration	<a href="http://www.rallyestonia.com">www.rallyestonia.com</a>
<b>Monday 17 August</b>		
	Closing date for Service Park facilities order	<a href="mailto:service@rallyestonia.ee">service@rallyestonia.ee</a>
	Closing date for submitting Service area request form	<a href="mailto:service@rallyestonia.ee">service@rallyestonia.ee</a>
	Closing date for Shakedown registration (except for P1 and P2 drivers)	<a href="mailto:entry@rallyestonia.ee">entry@rallyestonia.ee</a>
	Closing date for reconnaissance only application	<a href="mailto:entry@rallyestonia.ee">entry@rallyestonia.ee</a>
	Publication of Entry List with allocated competition numbers	<a href="http://www.rallyestonia.com">www.rallyestonia.com</a>
<b>Thursday 20 August</b>		
	Closing date for FIA fuel orders	<a href="mailto:mehmet.basar@total.com">mehmet.basar@total.com</a>
	Closing date for tyre orders	See contacts FIA WRC SR Art 14.1.1.
<b>Saturday 29 August</b>		
09:00	Service Park opens for Manufacturer teams and Priority competitors	Raadi airfield, Tartu

#### 3.2. Schedule during the rally week

<b>Tuesday 1 September</b>		
09:00	Service Park opens for all competitors	Raadi airfield, Tartu
09:00	Rally HQ and Rally Office open	Estonian National Museum, Tartu Rally Office
14:00 - 20:00	Registration for Reconnaissance Administrative Checks Collection of Materials & Documents	NB! Only P1 & P2 competitors on reservation by e-mail to <a href="mailto:entry@rallyestonia.ee">entry@rallyestonia.ee</a>
14:00 - 20:00	Collection of Reconnaissance trackers	By appointment at SAS truck, Service Park

<b>Wednesday 2 September</b>		
09:00 - 20:00	Registration for Reconnaissance Administrative Checks Collection of Materials & Documents	One nominated representative from each team at Rally Office
09:00 - 20:00	Collection of Reconnaissance trackers Collection of FIA WRC Safety trackers rally cars	By appointment at SAS truck, Service Park
14:00	Media Accreditation open	Rally HQ
14:00	Helicopter pilots' briefing	By video conference Link to be sent to participants
14:00 - 21:00	Reconnaissance Day 1	See schedule in Appendix 2
<b>Thursday 3 September</b>		
07:00 - 08:00	Registration for Reconnaissance Administrative Checks Collection of Materials & Documents	Rally Office
07:00 - 08:00	Collection of reconnaissance trackers Collection of FIA WRC Safety trackers rally cars	By appointment at SAS truck, Service Park
07:30 - 21:00	Reconnaissance Day 2	See schedule in Appendix 2
08:00	Media Centre open	Rally HQ
09:00	Safety Cars briefing	Rally HQ
09:00 - 12:30	Scrutineering – Sealing & Marking of Components for Manufacturers	Team service area in the Service Park
14:00 - 22:00	Scrutineering – Sealing & Marking of Components for WRC2, WRC3, JWRC and Non-priority drivers	TBC
17:00	Publication of Start List for Shakedown (P1, P2 and invited drivers)	Official Notice Board
17:00 - 22:00	Return of reconnaissance trackers	SAS truck, Service Park By video conference Link to be sent to participants
18:00	FIA Photographers safety briefing	By video conference Link to be sent to participants
18:00	Team Managers Meeting	By video conference Link to be sent to participants
21:00	Competitors' Safety Briefing	By video conference Link to be sent to participants
<b>Friday 4 September</b>		
09:00 - 14:00	Return of reconnaissance trackers	SAS truck, Service Park
09:01 - 11:00	Shakedown P1, P2 and invited drivers	SD Abissaare
11:01 - 13:00	Shakedown P1, P2, P3 and P4 drivers	SD Abissaare
12:00	Publication of Start List for Section 1 & Section 2	Official Notice Board
13:01 - 15:00	Shakedown for all drivers	SD Abissaare
13:45	Meet the Crews (invited drivers)	TBC
14:15	FIA Pre-Event Press Conference	TBC
18:00	Opening Ceremony including Presentation of the Crews	Podium, Raadi airfield
18:00	Rally start	Podium, Raadi airfield
19:20	Finish of Section 1 (estimated time of 1 <sup>st</sup> car)	Parc Fermé, Raadi airfield
<b>Saturday 5 September</b>		
06:33	Start time Section 2	Parc Fermé, Raadi airfield
20:19	Finish of Section 3 (estimated time of 1 <sup>st</sup> car)	Parc Fermé, Raadi airfield
22:30	Publication of Start List for Section 4	Official Notice Board
<b>Sunday 6 September</b>		
06:02	Start time Section 4	Parc Fermé, Raadi airfield
13:18	Start Power Stage	SS17 Kambja 2

15:00 - 20:00	Return of FIA WRC Safety trackers rally cars	SAS truck, Service Park
15:30	Finish Podium Ceremony and Prize giving	Podium, Raadi airfield
Immediately after podium	Final Scrutineering	Raadi airfield
16:30	FIA Post-Event Press Conference	TBC
18:30	Publication of Provisional Classification	Official Notice Board

### 3.3. Opening hours Rally HQ and Media Centre

Day	Date	Service Park	Rally HQ	Media accreditation	Media centre
Saturday	29 August	09:00 - 19:00 *	-	-	-
Sunday	30 August	09:00 - 19:00 *	-	-	-
Monday	31 August	09:00 - 19:00	-	-	-
Tuesday	1 September	24 hrs	09:00 - 20:00	-	-
Wednesday	2 September	24 hrs	09:00 - 22:00	14:00 - 21:00	-
Thursday	3 September	24 hrs	07:00 - 22:00	08:00 - 21:00	08:00 - 21:00
Friday	4 September	24 hrs	07:00 - 23:00	08:00 - 21:00	08:00 - 22:00
Saturday	5 September	24 hrs	07:00 - 23:00	-	07:00 - 22:00
Sunday	6 September	24 hrs	06:00 - 20:00	-	07:00 - 22:00

\* Manufacturer teams and Priority competitors

## 4. ENTRIES

### 4.1. Closing date for entries

The closing date for entries is Monday 10 August 2020 at 18:00 (UTC +3).

### 4.2. Entry procedure

Any non-priority competitors wishing to take part in WRC Rally Estonia 2020 must register and fill in the electronic entry form published at <https://registrations.fia.com/wrcest> duly completed before the closing date for entries.

Manufacturers, WRC2, WRC3 and JWRC competitors who wish to score points, must make their entries by using the electronic standard rally entry form for their championships available in the FIA application at <https://registrations.fia.com/rally>.

The entry application should be accompanied by:

- The payment of total entry fee. A proof of payment of the entry fee should be sent by e-mail to the secretary of the rally ([entry@rallyestonia.ee](mailto:entry@rallyestonia.ee)) by the closing date of entries.
- Photocopies of:
  - FIA licenses of the competitor and both crew members
  - Driving licenses of both crew members
  - First page of the car homologation papers with the number, group and cylinder capacity

By sending an electronic form, the competitor undertakes to abide by the rules and regulations of the competition, as well as the prescriptions of the 2020 FIA WRC SR. Competitors representatives will bring the signed entry form to the Administrative Checks.

Referring to Art 6.3.1 of the 2020 FIA WRC Sporting Regulations, the drivers willing to score points in WRC3 Championship must register with the with the FIA before the closing date of entries of the first rally entered.



By submitting an entry form the competitor allows to publish the information mentioned in this entry application in the media. The entry form must be signed **by all parties** and presented in printed format by the representative of the team during the Administrative checks.

#### 4.3. Number of competitors accepted and classes

##### 4.3.1 Number of competitors

The maximum number of entries accepted will be 80. If more than 80 entries are received, the Organiser reserves the sole right to decide which entries will be accepted.

##### 4.3.2 Classes of cars

Must comply with 2020 FIA WRC Sporting Regulations Art. 12.4.

#### 4.4. Entry fees / Entry packages

##### 4.4.1 Entry fees

###### **Manufacturers entered in the FIA World Rally Championship and WRC Teams**

As per 2020 FIA WRC SR, Appendix VI, with local VAT added (20%), see also Art.4.5.

###### **Support Championships FIA WRC2 and WRC3**

As per 2020 FIA WRC SR, Appendix VI, with local VAT added (20%), see also Art.4.5.

###### **Further RC1 cars**

As per 2020 FIA WRC SR, Appendix VI, with local VAT added (20%), see also Art.4.5.

###### **FIA Junior WRC**

As agreed with JWRC Promoter.

##### **Legal entity as competitor**

The competing car entered by a team (not a Championship competitor), a company or other legal entity (with competitors' license).

Entry fee: € 4.000 + 20% VAT  
Excluding Organiser's optional advertising € 6.000 + 20% VAT

##### **Private competitors**

Private Entrant: The competing car is entered by the driver or the co-driver.

Entry fee: € 3.000 + 20% VAT  
Excluding Organiser's optional advertising € 5.000 + 20% VAT

**Participation in reconnaissance only** € 1.000 + 20% VAT

VAT is payable by all Competitors, except those Competitors from another EU member State who supply their VAT number with their entry.

##### 4.4.2 Entry packages

The entry packages for FIA Championship competitors will be as stipulated by the FIA in the 2020 FIA WRC Sporting Regulations – Appendix VI, excluding the provision of Guest Passes which will not be permitted at this Event.

The entry packages for other competitors are as follows:

	Legal entity as competitor	Private Entrants
Service Park area	10 x 10 m	10 x 10 m
<b>Car plates</b>		
Service plate	1	1
<b>Passes</b>		
Team passes	8	8
<b>Documents</b>		
Supplementary regulations	Available at <a href="http://www.rallyestonia.com">www.rallyestonia.com</a>	

Road Book sets	2	1
Route Map	2	1
Spectator programme	1	1
Rally Guide 1	Available at <a href="http://www.rallyestonia.com">www.rallyestonia.com</a>	
Rally Guide 2	Available at <a href="http://www.rallyestonia.com">www.rallyestonia.com</a>	
Results	Available at <a href="http://www.rallyestonia.com">www.rallyestonia.com</a>	

#### 4.5. Payment details

The entry fee payable in euros (€) must be paid by bank transfer to following bank account:

Account Name: Estonian Autosport Events MTU  
 Name of the Bank: LHV Pank AS  
 Swift/BIC Code: LHVBE22  
 Bank address: Tartu mnt 2, 10145 Tallinn  
 IBAN: EE877700771002705577

- The payment must include all charges involved with the transfer.
- Upon payment by bank transfer it is essential to provide the bank proof of payment by post or by e-mail to the Secretary of the Rally to certify that the payment has been sent prior to the close of entries (see SR Art. 4.1)
- Please ensure that the last name of the driver and “**RE2020 Entry Fee**” are included as a reference on the bank transfer document.
- The full payment of the entry fee must be on the Organisers bank account before the closing date for entries. No entry will be accepted without the full payment.

Competitors who wish to receive an invoice for the entry fee should send their request to [arved@rallyestonia.ee](mailto:arved@rallyestonia.ee).

#### 4.6. Refunds

The entry fee will be refunded in full:

- To candidates whose entry has not been accepted
- In case the event does not take place

The organiser may partially refund entry fees if a competitor cannot take part in the event due to a duly proved case of force majeure. This must be applied for in writing ([entry@rallyestonia.ee](mailto:entry@rallyestonia.ee)), giving the reason of withdrawal, before Tuesday 1 September (start of administrative checks), including competitors' bank details.

The crews who fail to inform the Organiser will be reported to their ASN and their entry fee will not be reimbursed.

### 5. INSURANCE

#### 5.1 Traffic insurance

All cars participating in the rally must have a valid obligatory traffic insurance towards third parties. In Estonia, the “Green Card” (International Motor Insurance Card) system is applied. For cars coming from countries outside the Green Card system and EEA-countries, an insurance must be taken at the border. Traffic insurance guarantees competitor's cover for civil responsibility towards third parties on road sections. All competitors must be able to show their Green Cards at the administrative checking. The burden of proof for a valid insurance rests solely on the competitor.

#### 5.2 Organiser's liability insurance

The Organiser provides a public and products liability insurance with the cover of 10.000.000€ per any one occurrence for the duration of the rally.

### 5.3 Damage caused to the third party

Competitors are reminded that only damage caused to third parties by the Organisers and the entered drivers is covered by the insurance policy taken by the Organisation. Injury to the drivers themselves or damage to participating cars is not covered by this insurance. By submitting their entries, the competitors, drivers and car owners waive any claims or rights to pursue action for damages in connection with the event against the Organiser.

### 5.4 Damage reporting

In case of an accident, the competitor or his representative must notify the Deputy Clerk of the Course (phone: +372 533 10 433) as quickly as possible and within 24 hours. He must explain the circumstances under which the accident occurred, eventual causes and consequences. Likewise, he must mention the names and addresses of any witnesses. He must also mention the names and addresses of any eventual injured people.

### 5.5 Limitation of indemnity

The Organiser declines any liability concerning the consequences caused by any fraudulent action taken by the competitor, may this be against the rules and regulations of the rally or against the laws of the country. Any service vehicles or reconnaissance cars, even those bearing the official identification of the organizer, may under no circumstances be considered as official participants of the rally, hence their insurance policies remain the sole responsibility of the owner.

## 6. ADVERTISING AND IDENTIFICATION

### 6.1. Restrictions

Advertising for tobacco and outdoor advertising for alcohol is forbidden in Estonia. These laws apply to competing cars, service cars, team equipment and/or clothing.

### 6.2. Organiser's advertising (Appendix 4)

The organiser's obligatory and optional advertising on the doors, roof and rear window plates will be announced in a Bulletin.

### 6.3. Identification

Competition numbers and rally plates according to the 2020 FIA WRC SR Art. 28.2, will be provided by the Organiser. See also Appendix 4.

Numbers and plates must be affixed on the rally car before the car is brought to scrutineering and must be visible throughout the duration of the rally.

## 7. TYRES

### 7.1. Tyres specified for use during the rally

In addition to complying with Art. 13, 14 and 15 of the 2020 FIA WRC Sporting Regulations, the following types and quantities are confirmed for use:

FIA Nominated Tyre Manufacturer	Tyres List 1 FIA WRC, Art. 13.3.1/5	Tyres List 2 FIA WRC, Art. 13.2.1/5 (WRC cars only)
	Michelin	
First choice	17/65-15 Latitude Cross M80 L (Left) 17/65-15 Latitude Cross M80 R (Right)	17/65-15 LTX Force M6 L (Left) 17/65-15 LTX Force M6 R (Right)
Alternative choice	17/65-15 Latitude Cross H90 L (Left) 17/65-15 Latitude Cross H90 R (Right)	17/65-15 LTX Force H4 L (Left) 17/65-15 LTX Force H4 R (Right)
	Pirelli	
First choice	205/65-15 K4A Reinf Left	NA

	205/65-15 K4A Reinf Right	
Alternative choice	205/65-15 K6A Reinf Left 205/65-15 K6A Reinf Right+	NA

## 7.2. Tyre quantities for use during the rally:

In line with the provisions of 2020 FIA WRC Sporting Regulations, Article 15.1 the authorised quantities are the following:

World Rally Cars	16
Other Cars	14

In addition, 4 tyres will be added for competitors taking part in the shakedown.

Special attention is also drawn to the Appendix V of the 2020 FIA WRC Sporting Regulations regarding tyre regulations!

## 7.3. Tyres for use on reconnaissance

Only E- or DOT-approved homologated road legal tyres are allowed.

## 7.4. Tyre marking zone

The tyre marking zones are located at TC0A, TC1D, TC6C, TC11F.

## 7.5. National laws or special requirements

The use of studded tyres is prohibited.

The use of tarmac tyres is prohibited.

## 8. FUEL

All drivers must use FIA fuel as provided by the FIA appointed supplier. See Art. 61 and 62 of the 2020 FIA WRC SR. For environmental and safety reasons, all competitors must refuel in the designated refuel zones.

### Location of refuelling zone:

- At the exit of the Service Park in Raadi airfield,  
GPS coordinates N 58° 23.970 E 026° 45.779 (see Road Book).

### Location of remote refuelling zones:

- At the parking lot of Tehvandi Sports Center in Otepää.  
GPS coordinates N 58°03.271 E 026° 30.153 (see Road Book).
- In front of the Cultural Centre in Elva  
GPS coordinates N 58°07.732 E 024° 30.755 (see Road Book).

### 8.1. Ordering procedure

Competitors must notify their fuel requirements to the supplier at the following address (order form available on [www.rallyestonia.com](http://www.rallyestonia.com)):

Email: [mehmet.basar@total.com](mailto:mehmet.basar@total.com)

The cost of the fuel is € 5,60 + VAT per litre.

### 8.2. Closing date for ordering fuel

Closing date for ordering of FIA fuel is Thursday 20 August 2020.

### 8.3. Distribution for non-priority drivers

All drivers must use FIA fuel as provided by the FIA appointed supplier.

## 9. RECONNAISSANCE

See also Art. 35 in the 2020 FIA WRC Sporting Regulations. Schedule for the reconnaissance is published in Appendix 2 of these supplementary regulations.

Reconnaissance will take place in two groups:

Group A – FIA Priority 1 & 2

Group B – P3, P4 and Non-priority drivers

Competitors carrying out reconnaissance must do so in accordance with the recce schedule and according to the identification below.

Following the Reconnaissance Road Book is recommended however individual route may be followed within the foreseen time schedule.

### 9.1. Procedure for registration

Date and Time:	Tuesday 1 September	14:00 - 20:00 (only on reservation)
	Wednesday 2 September	09:00 - 20:00
	Thursday 3 September	07:00 - 08:00

Location: Rally Office, Estonian National Museum, Muuseumi tee 2, Tartu

A reconnaissance registration form, duly completed, including details of the reconnaissance car, driver and co-driver names, Competitor's accommodation during the rally and team's contact phone number has to be sent by e-mail to [entry@rallyestonia.ee](mailto:entry@rallyestonia.ee) before the start of Reconnaissance. The form will be published in the Competitors section on [www.rallyestonia.com](http://www.rallyestonia.com).

Identification numbers, given at the registration shall be affixed on the car (windscreen at the top corner of co-driver's side and both side windows) and kept visible for the duration of the reconnaissance period.

There will be no signing of a recce timecard to prevent transmission of Covid-19. The passages will be recorded by a check-list, GPS-units and police/rally marshals' checks on the stages.

#### 9.1.1 Participation in reconnaissance only

Any driver holding an appropriate international license but not entered in the rally may apply to take part in the reconnaissance. The regulations on reconnaissance must be respected in their entirety. A registration form for this purpose will be sent on request. The final permission for taking part in recce is left to the discretion of the organiser. An administrative fee of € 1.000 will be charged.

Final date of registration for reconnaissance only is Monday 17 August.

### 9.2. Collection of reconnaissance tracking device

With reference to Art. 35.4.4 of the 2020 FIA WRC Sporting Regulations, all cars must carry recce GPS trackers for speed control during reconnaissance.

#### Collection of reconnaissance trackers:

Date and Time:	Tuesday 1 September	14:00 - 20:00
	Wednesday 2 September	09:00 - 20:00
	Thursday 3 September	07:00 - 08:00

Location: SAS Truck, Service Park, Raadi airfield

#### Rental costs:

P1, P2, P3 and P4:	€ 300
Non-priority cars:	€ 130

### 9.3. Specific and national restrictions

#### 9.3.1 Passages

Crews are authorised to drive a maximum of 2 times through each special stage in accordance with the schedules given in Appendix 2. The special stages must be driven in the same direction as the rally, at a reduced speed and fully respecting the Traffic Laws. All special stages that are run twice during the rally may only be driven as one stage during recce. All passages through the special stages will be recorded by the reconnaissance trackers.

#### 9.3.2 Speed limits

During reconnaissance, all national traffic regulation must be followed on special stages, unless another speed limit is indicated by traffic signs or by written instructions in the Road Book (or in bulletins). All crews are reminded of Art. 34.2 in the 2020 FIA WRC Sporting Regulations.

#### 9.3.3 Tyres

For reconnaissance tyre regulations see Art. 7.2.

## 10. ADMINISTRATIVE CHECKS

### 10.1. Documents to be presented

At administrative checks the following documents will be checked:

- Competitors' license
- Drivers' and co-drivers' competition licenses
- Drivers' and co-drivers' valid driving licenses (non-EU resident drivers and co-drivers must present a driving license valid in the EU)
- Drivers' and co-drivers' passports or identification
- ASN authorisation for all foreign competitors and/or drivers (if required)
- Completion of all details on the entry form including signatures
- Car registration papers

### 10.2. Timetable

Date: Tuesday 1 September  
Time: 14:00 - 20:00 (P1 & P2 competitors only on reservation)

Date: Wednesday 2 September  
Time: 09:00 - 20:00 (All competitors representatives, individual times to be confirmed in a bulletin)

Date: Thursday 3 September  
Time: 07:00 - 08:00 (All competitors representatives, individual times to be confirmed in a bulletin)

Location: Rally Office – Estonian National Museum, Muuseumi tee 2, Tartu

All drivers may send a representative of the Crew presenting all requested documents. The entry form must be signed **by all parties** and presented in printed format by the representative of the team during the Administrative checks.

NB! Manufacturers may make their administrative check by appointment.

## 11. SCRUTINEERING, SEALING AND MARKING

### 11.1. Scrutineering venue and timetable

#### Manufacturers – P1 competitors

Location: Service Park, Raadi airfield, Tartu  
Date: Thursday 3 September  
Time: 09:00 -12:30 (individual times to be confirmed in a bulletin)

#### Other competitors

Location: TBC  
  
Date: Thursday 3 September  
Time: 14:00 - 22:00 (individual times to be confirmed in a bulletin)

**At the presentation of the car during the Scrutineering, only one person per team is allowed. The person must stay in the car until asked to leave by the scrutineers.**

#### 11.1.1 Preparations

The homologation form of the rally car and certificates on roll cage and fuel tank must be brought to scrutineering. The bodyshell and engine will be marked with a special device and the competitor must prepare their car (on a visible place) in order to fit a wire, a plate and a seal on the engine block.

#### 11.2. Mud flaps (Appendix J Article 252.7.7)

Fitting of transversal mud flaps (all wheels) is mandatory in conformity with Appendix J, Art. 252.7.7.

#### 11.3. Windows / Nets (Appendix J Article 253.11)

The use of silvered or tinted windows, in accordance with Appendix J, Art. 253.11, is authorised in Estonia. Transparency of all the rally car windows (except rear side windows and rear window) must be at least 70%, except factory made tinted windows according to the homologation.

#### 11.4. Drivers' safety equipment

Drivers safety equipment will be checked at scrutineering. For specifications, see Appendix 5.

#### 11.5. Noise level

At any time on the road sections, the noise level must be in conformity with Appendix J. See also 2020 FIA WRC SR Art. 18.4.

#### 11.6. Special national requirements

- Each competing car must be equipped with a first aid kit and 1 reflective triangle and two reflective jackets. This equipment will be checked at Scrutineering and may be checked during the event.
- Competitors are reminded that two belt cutters must be carried on board at all times. They must be easily accessible to driver and co-driver when seated with their safety belts fastened (Art. 253-6, Appendix J).
- Each competing car must carry a red "SOS" sign and on the reverse a green "OK" sign measuring at least 42 cm x 29.7 cm (A3), in conformity to 2020 FIA WRC SR Article 53.2.

#### 11.7. Safety Tracking System

In accordance with Art. 53.2.1 of the 2020 FIA WRC Sporting Regulations, all competitors must make provisions in their rally cars for the installation of the FIA Safety Emergency Console System and the emergency button, and the system must be installed before the car is brought to scrutineering.

For Installation instructions see Appendix 6.

Systems may be collected either by the crew or a representative.



A € 1.200 fully refundable credit card deposit will be collected by STATUS AWARENESS SYSTEM (SAS) from each competitor for the FIA Safety Emergency Console boxes. The process for the collection of this fee will be updated by Bulletin and will be designed to limit the amount of personal contact. The FIA Safety Emergency Console System devices must be removed in the final parc fermé. They must be returned no later than 20:00 hrs on Sunday 6 September to STATUS AWARENESS SYSTEM (SAS) truck in Service Park.

## 12. OTHER PROCEDURES AND REGULATIONS

### 12.1. Shakedown

All drivers (except for P1, P2 and invited drivers) wishing to participate in Shakedown, must send an e-mail to [entry@rallyestonia.ee](mailto:entry@rallyestonia.ee) confirming their wish to participate. Closing date for Shakedown registration is Monday 17 August.

Shakedown will take place on Friday 4 September at SD Abissaare as follows:

- P1, P2 and invited drivers 09:01 - 11:00
- P1, P2, P3 and P4 11:01 - 13:00
- All drivers 13:01 - 15:00

The stage is 6,23 km long and is located approx. 38 km from Service Park.

All P1, P2 and invited drivers will be required to complete their first passage of Shakedown in order of Championship classification, and at an interval as determined by the Organiser in consultation with the FIA and WRC Promoter.

A start list for this first passage will be published on Thursday 3 September at 17:00.

At the conclusion of these fixed passages, P1, P2 and the invited drivers will be able to continue their Shakedown runs with one minute interval in their correct time slot.

#### 12.1.1 Service during Shakedown

During the Shakedown, the main Service Park on Raadi airfield will be used.

### 12.2. Ceremonial start procedure

The start list for the Ceremonial Start and Section 1 will be published on Friday 4 September at 12:00. The Ceremonial Start will take place on Friday 4 September at 18:00 on Podium in the Service Park.

Before the start, the Organiser will assemble all the competing cars in a Start Area before the podium in the Service Park on Raadi airfield in accordance to the following conditions:

- The Start Area opens on Friday 4 September at 17:45, marshals will assist entering the Start park in the correct order.
- The competing cars are summoned to check in at the Start Area entrance before TC0 15 minutes before their individual starting time of TC0.

After the Ceremonial Start (TC0) cars will continue to their individual service area and remain parked until proceeding to TC 0A SP Holding OUT.

The cars will be under the supervision of a Scrutineer, Parc Fermé rules apply.

### 12.3. Start procedure and order

The competition element of the rally starts at TC0 on Friday 4 September at 18:00.

#### 12.3.1 Start order and intervals

The start order for Section 1 will be published on Friday 4 September at 12:00 (Publication of Start List for Section 1).

For Section 1, cars will start from TC 0 at the same order as for SS 1 Raadi, at Organiser's discretion.

The start intervals will be 3 minutes for P1 & P2 drivers and 2 minutes for all other drivers.

For the following Sections, the start order will be as follows:

#### **Saturday**



Section 2: As indicated for Friday in the 2020 FIA WRC Sporting Regulations Art.41.2.

Section 3: Following the TC6A, P1 drivers will continue in reverse classification order based on the provisional overall classification at the end of SS6.

For SS2/7 and SS3/8 the start intervals will be 2 minutes for all drivers. For SS4/9 the start intervals will be 3 minutes for P1 & P2 drivers and 2 minutes for all other drivers.

### **Sunday**

As indicated in the 2020 FIA WRC SR Art. 41.2. The start intervals will be 3 minutes for P1 & P2 drivers and 2 minutes for all other drivers.

The Clerk of the Course may, for reasons of safety and with the knowledge of the Stewards, reposition drivers or change the time interval between cars.

### **12.3.2 Start procedure on Special Stages**

Start procedure will be following 2020 FIA WRC SR Art. 48.2

### **12.4. Finish procedure**

The finish of the competition element of the Rally and the podium ceremony will take place on the podium in the Service Park on Sunday 6 September. The finish is at TC 17B.

After the Power stage the prize giving for the top three overall will be broadcast live in TV from the podium at the end of SS17. After checking in at TC 17B, all cars must immediately continue to pre-podium area (Parc Fermé rules apply) and follow the instructions from the marshals.

Prizes for all Competitors/crews will be awarded on the Podium. For the first, second and third in the overall classification an "Olympic-style" podium with social distancing and PPE for competitors will be used.

After the prize giving for the top three overall, the prize giving for all other competitors will follow.

After completing the finish ceremony all cars (except cars subject to final checks) must be driven to the Parc Fermé.

### **12.5. Removal of the cars from final Parc Fermé**

After the authorization by the Stewards the cars may be removed from final Parc Fermé. Provided that the above takes place as scheduled, all cars must be removed no later than 20:00 on Sunday 6 September.

In order to collect their cars, drivers or their authorised representative must show the "Removal of car from the final PF" document issued by the Organisers to the marshal in charge which must be then placed in a sealed box before removing the vehicle. This document will be distributed to Competitors at collection of the other documents.

### **12.6. Permitted early check-in**

Teams/crews are authorised to check in early without incurring a penalty, at:

- TC 1A (Parc Fermé IN)
- TC 11C (Parc Fermé IN)

### **12.7. Change of time card during the rally**

Timecard will be issued at a time to be specified in bulletin.

### **12.8. Any special procedures**

#### **12.8.1 Start order Section 6**

The start order for Section 6 will be decided with reference to Art. 50.3 in the 2020 FIA WRC Sporting Regulations.

#### **12.8.2 Power Stage**

With reference to Art. 50 in the 2020 FIA WRC Sporting Regulations SS17 Kambja 2 will be run as "Power Stage".

### 12.8.3 Restart after retirement

With reference to Art. 54 in 2020 FIA WRC Sporting Regulations any crews which fails to complete a section will be assumed to re-start the rally from the start of the next section following the overnight regroup. If not, they must confirm with the clerk of the course by completion of the form located in the Road Book and lodging it with the Organiser as soon as possible before the publication of the entry list for the following Section.

Any crew re-starting the rally must present their cars at the overnight Parc Fermé at the latest 4 hours before the start of the next section following the overnight regroup.

For cars driven by FIA Priority drivers, a special timing process will be used for the maximum of 3 hours service.

The re-scrutineering will take place at:

- TC 1B (Parc Fermé, Raadi airfield, Tartu) on Saturday 5 September at 5:30.
- TC 11D (Parc Fermé, Raadi airfield, Tartu) on Sunday 6 September at 5:00.

### 12.8.4 Promotional activities

Promotional activities, if any, will be published in a Bulletin.

### 12.8.5 Environmental prescriptions

Teams are obligated to follow the directions and objectives in the organisers environmental policy. Further information will be published in Rally Guide 2.

### 12.8.6 Car wash facility

During the rally a car wash facility will be available near the Service Park. Washing cars within the Service Park is prohibited at any time.

### 12.8.7 Crew-related air vehicles

Only helicopters registered with the Organiser and following the instructions of the organiser are permitted to fly within the airspace of the rally area and land at the service areas or other sites during the rally. For COVID-19 and safety reasons, the number of helicopters operating in the area will be limited.

### 12.8.8 Chicanes

Due to safety reasons, chicanes will be positioned on the rally route to reduce speed of rally cars. For the duration of Reconnaissance, if possible, the Chicanes will be positioned on the spots where they will stand also during the rally. On the spots where positioning of chicanes for the duration of Reconnaissance is not possible, the spots will be marked on the road.

Judges of Fact will monitor the correct passing of the chicanes. The list of Judges of Fact will be published on the Official Notice Board in compliance with FIA ISC Art. 11.16.3.

Failure to pass the chicanes in a correct manner will be reported to the Stewards.

### 12.9. Two-way radio communication

All radio equipment used at the competition must comply with the requirements established in Estonia and the radio frequencies must have frequency licenses. The use of radio frequencies is regulated in Estonia by the Consumer Protection and Technical Regulatory Authority <https://www.ttja.ee/en>

Teams may use PMR446 (Personal Mobile Radio) compliant radio stations and equipment for communication within the team without the permission of the Consumer Protection and Technical Regulatory Authority.

### 12.10. On Board Cameras

As per article 65.1 of the 2020 FIA WRC Sporting Regulations, the entrant of any car which carries an on-board camera, must have the prior agreement of the Promoter.

Authorized cameras will be identified by an adhesive decal and must be mounted in the car at the time of scrutineering.

### 12.11. Official time used during the rally

Throughout the rally, the official time will be Eastern European Summer Time (UTC +3).

### 12.12 Permanent FIA Passes

Access to the event will not be guaranteed by presentation of a permanent FIA Pass only – due to COVID-19 requirements – any access to a controlled environment will require a pass created and issued by the Organiser. The Organiser may require specific conditions to be performed (a non-exhaustive list may include pre-event or local COVID-19 testing, recording of details for a track/trace system, requirement to join a specific group and not to mix between groups etc. Final details of the local pass requirements will be issued by bulletin.

## 13. IDENTIFICATION OF OFFICIALS

The post chiefs and other officials will be identified with tabard as follows:

Safety Marshals:	yellow with marking
Safety Officer:	orange
Post Chief:	blue with text
Time control	blue with text
Media:	green with text
Special Stage Commanders:	red with text
Deputy Stage Commanders:	red with text
Competitor Relations Officer:	red with text
Medical:	white with text
Radio:	yellow with text and radio point symbol
Scrutineers:	black with text

## 14. PRIZES

The prize giving will take place on the podium in the Service Park at the finish of the event on Sunday 6 September at 15:30.

### General Classification

1. Overall winner
2. 2<sup>nd</sup> overall
3. 3<sup>rd</sup> overall

### Manufacturer

1. Winning manufacturer

### WRC 2 Rally Championship classification

1. Winner
2. 2<sup>nd</sup>
3. 3<sup>rd</sup>

### WRC 3 Rally Championship classification

4. Winner
5. 2<sup>nd</sup>
6. 3<sup>rd</sup>

### FIA Junior WRC

1. Winner
2. 2<sup>nd</sup>
3. 3<sup>rd</sup>

### Special prizes

A list of Special Prizes will be published on the Official Notice Board before the start of the rally.

## 15. FINAL CHECKS AND PROTESTS

### 15.1. Final checks

The final checks will take place at Raadi airfield, on Sunday 6 September immediately after the finish podium.

Cars subject to final checks (decision by the Stewards and announced to the competitor concerned at TC 17B) must have one representative of the competitor as well as a limited number of mechanics with PPE (in case of dismantling) present at the final check.

### 15.2. Protest deposit

The protest deposit is: € 1.000 (2020 FIA WRC SR Art. 65.2)

If a protest requires the dismantling and re-assembly of different parts of the car, the claimant must pay an additional deposit as stipulated in the FIA ISC Art. 13.4.3.

#### 15.2.1. Additional fees

For a protest involving only a clearly defined part of the car (engine, transmission, steering, braking system, electrical installation, body work, etc.): additional deposit to be determined by the Stewards

For a protest involving the whole car: additional deposit to be determined by the Stewards

The expenses incurred by the work and by the transport of the car shall be borne by the claimant if the protest is unfounded, or by the competitor against whom the protest is lodged if it is upheld. If the protest is unfounded, and the expenses are higher than the amount of the deposit, the difference shall be borne by the claimant. Conversely if the expenses are less, the difference shall be returned to them.

### 15.3. Appeal deposit

The international appeal deposit is: € 6.000

## APPENDIX 1 – Itinerary

Rally Estonia 4-6 September 2020						
SD		FRIDAY 4 SEPTEMBER		Sunrise	06:25	Version 2.6
				Sunset	19:58	30.06.2020
TC/SS	LOCATION	SS dist.	Liaison Dist.	Total dist.	Target time	First car due
Service Park OUT (Raadi)						
TC SD	SD TC in / Technical Zone		39,18	39,18	00:42	08:56
<b>SD</b>	<b>SHAKEDOWN Abissaare</b>	<b>6,23</b>				<b>09:01</b>
Service Park IN (Raadi)						
			38,14	44,37		
<b>SD TOTALS</b>		<b>6,23</b>	<b>77,32</b>	<b>83,55</b>		

FRIDAY 4 SEPTEMBER		START - Section 1		Sunrise	06:25		
				Sunset	19:58		
TC/SS	LOCATION	SS dist.	Liaison Dist.	Total dist.	Target time	First car due	
0	Start - Podium (Raadi)/SP Holding IN					<b>18:00</b>	Section 1
0A	SP Holding OUT				00:53	18:53	
Start no Refuel							
Distance to next refuel		<b>(1,28)</b>	<b>(5,22)</b>	<b>(6,50)</b>			
1	Raadi		3,27	3,27	00:10	19:03	
<b>SS1</b>	<b>Tartu</b>	<b>1,28</b>				<b>19:08</b>	
1A	Parc Ferme IN (Early check-in permitted)		1,09	2,37	00:12	19:20	
<b>FRIDAY TOTAL</b>		<b>1,28</b>	<b>4,36</b>	<b>5,64</b>			

Rally Estonia 4-6 September 2020						
SATURDAY 5 SEPTEMBER		Sunrise	06:27	Version 2.6		
Sections 2 and 3		Sunset	19:55	30/06/2020		
TC/SS	LOCATION	SS dist.	Liaison Dist.	Total dist.	Target time	First car due
1B	Parc Ferme OUT					<b>06:33</b>
1C	Service A IN		0,86	0,86	00:05	06:38
<b>SERVICE A (Raadi)</b>		<b>(1,28)</b>	<b>(5,22)</b>	<b>(6,50)</b>	<b>00:15</b>	
1D	Service A OUT					06:53
<b>RZ</b>	<b>Refuel Raadi</b>					
<b>1</b>	Distance to next refuel	<b>(37,12)</b>	<b>(47,21)</b>	<b>(67,44)</b>		
2	Prangli		36,50	36,50	00:44	07:37
<b>SS2</b>	<b>Prangli 1</b>	<b>20,23</b>				<b>07:40</b>
3	Karste		10,71	30,94	00:38	08:18
<b>SS3</b>	<b>Kanepi 1</b>	<b>16,89</b>				<b>08:21</b>
<b>RZ</b>	<b>Remote Refuel Otepää</b>					
<b>2</b>	Distance to next refuel	<b>(36,08)</b>	<b>(124,12)</b>	<b>(186,79)</b>		
4	Rüa		13,72	30,61	00:40	09:01
<b>SS4</b>	<b>Otepää 1 (Live TV)</b>	<b>9,60</b>				<b>09:08</b>
5	Mäeküla		25,01	34,61	00:49	09:57
<b>SS5</b>	<b>Mäeküla 1</b>	<b>14,76</b>				<b>10:00</b>
6	Vellavere		59,51	74,27	01:16	11:16
<b>SS6</b>	<b>Elva 1</b>	<b>11,72</b>				<b>11:19</b>
6A	Regroup & Technical Zone IN		35,58	47,30	01:05	12:24
6B	Regroup OUT & Flexi Service B IN				00:50	13:14
<b>SERVICE B (Raadi)</b>		<b>(73,20)</b>	<b>(181,03)</b>	<b>(254,23)</b>	<b>00:30</b>	
6C	Service B OUT					13:44
<b>RZ</b>	<b>Refuel Raadi</b>					
<b>3</b>	Distance to next refuel	<b>(37,12)</b>	<b>(56,91)</b>	<b>(94,03)</b>		
7	Prangli		36,50	36,50	00:50	14:34
<b>SS7</b>	<b>Prangli 2</b>	<b>20,23</b>				<b>14:37</b>
8	Karste		10,71	30,94	00:38	15:15
<b>SS8</b>	<b>Kanepi 2</b>	<b>16,89</b>				<b>15:18</b>
<b>RZ</b>	<b>Remote Refuel Otepää</b>					
<b>4</b>	Distance to next refuel	<b>(36,08)</b>	<b>(124,12)</b>	<b>(160,20)</b>		
9	Rüa		13,72	30,61	00:43	16:01
<b>SS9</b>	<b>Otepää 2 (Live TV)</b>	<b>9,60</b>				<b>16:08</b>
10	Mäeküla		25,01	34,61	00:49	16:57
<b>SS10</b>	<b>Mäeküla 2</b>	<b>14,76</b>				<b>17:00</b>
11	Vellavere		59,51	74,27	01:16	18:16
<b>SS11</b>	<b>Elva 2</b>	<b>11,72</b>				<b>18:19</b>
11A	Technical Zone IN		35,58	47,30	01:05	19:24
11B	Technical OUT & Flexi Service B IN				00:10	19:34
<b>FLEXI SERVICE C (Raadi)</b>		<b>(73,20)</b>	<b>(181,03)</b>	<b>(254,23)</b>	<b>00:45</b>	
11C	Flexi service C OUT & Parc Ferme IN (Early check-in permitted)					20:19
<b>All Cars (except re-starting crews) to be in Parc Ferme no later than</b>						<b>23:00</b>
<b>SATURDAY TOTAL</b>		<b>146,40</b>	<b>362,92</b>	<b>509,32</b>		

Section 2

Section 3

Rally Estonia 4-6 September 2020						
SUNDAY 6 SEPTEMBER			Sunrise	06:29	Version 2.6	
Section 4, 5 and 6			Sunset	19:52	30/06/2020	
TC/SS	LOCATION	SS dist.	Liaison Dist.	Total dist.	Target time	First car due
11D	Parc Ferme OUT & Service IN (Raadi)					<b>06:02</b>
11E	Service D IN		0,86	0,86	00:07	06:09
<b>SERVICE D (Raadi)</b>			<b>(0,86)</b>	<b>(0,86)</b>	<b>00:15</b>	
11F	Service D OUT					06:24
<b>RZ</b>	<b>Refuel Raadi</b>					
<b>5</b>	Distance to next refuel	<b>(42,48)</b>	<b>(146,77)</b>	<b>(189,25)</b>		
12	Arula		64,50	64,50	01:08	07:32
<b>SS12</b>	<b>Arula 1</b>	<b>6,97</b>				<b>07:35</b>
13	Kaagvere		19,67	26,64	00:31	08:06
<b>SS13</b>	<b>Kaagvere 1</b>	<b>15,46</b>				<b>08:09</b>
14	Maaritsa		35,77	51,23	00:52	09:01
<b>SS14</b>	<b>Kambja 1 (Live TV)</b>	<b>20,05</b>				<b>09:08</b>
14A	Regrouping & Technical Zone IN		26,83	46,88	00:52	10:00
14B	Regrouping OUT				00:10	10:10
<b>RZ</b>	<b>Remote Refuel Elva</b>					
<b>6</b>	Distance to next refuel	<b>(42,48)</b>	<b>(125,20)</b>	<b>(167,68)</b>		
15	Arula		28,34	28,34	00:36	10:46
<b>SS15</b>	<b>Arula 2</b>	<b>6,97</b>				<b>10:49</b>
16	Kaagvere		19,67	26,64	00:36	11:25
<b>SS16</b>	<b>Kaagvere 2</b>	<b>15,46</b>				<b>11:28</b>
16A	Regrouping & Technical Zone IN		14,05	29,51	00:36	12:04
16B	Regrouping & Technical Zone OUT				00:44	12:48
17	Maaritsa		26,04	26,04	00:27	13:15
<b>SS17</b>	<b>Kambja 2 (Wolf Power Stage)</b>	<b>20,05</b>				<b>13:18</b>
17A	Holding Area & Technical Zone IN		37,10	57,15	01:20	14:38
17B	Technical Zone OUT - Finish Area IN				00:10	14:48
	<b>Podium RAADI</b>					<b>15:30</b>

Parc Ferme IN (Early check-in permitted)

<b>SUNDAY TOTAL</b>	<b>84,96</b>	<b>271,97</b>	<b>356,93</b>
---------------------	--------------	---------------	---------------

TOTALS OF THE RALLY				
	SS	Liaison	Total	%
Friday 4 September / Sections 1	1,28	4,36	5,64	22,7%
Saturday 5 September / Sections 2,3	146,40	362,92	509,32	28,7%
Sunday 6 September / Sections 4,5,6	84,96	271,97	356,93	23,8%
<b>TOTAL - 17 SS</b>	<b>232,64</b>	<b>639,25</b>	<b>871,89</b>	<b>26,7%</b>

## APPENDIX 2 – Reconnaissance schedule

Reconnaissance will take place in two groups:

Group A – FIA Priority 1 & 2

Group B – P3, P4 and Non-priority drivers

Competitors carrying out reconnaissance must do so in accordance with the recce schedule and according to the identification below.

The use Reconnaissance Road Book is recommended however individual route may be followed within the foreseen time schedule.

### Group A: FIA P1 and P2 drivers

Date	Time	Recce section
Wednesday 2 September	14:00 – 21:00	Part I
Thursday 3 September	07:30 – 14:00	Part II
	13:00 – 21:00	Part I

### Group B: P3, P4 and Non-priority drivers

Date	Time	Recce section
Wednesday 2 September	14:00 – 21:00	Part II
Thursday 3 September	07:30 – 14:00	Part I
	13:00 – 21:00	Part II

### Recce routes

Recce Part I			
Special stage	Distance in km	Speed km/h	Time
<b>SS12/15 ARULA recce</b>	<b>6,97</b>	<b>50</b>	<b>00:10</b>
SS12/15 finish to SS12/15 start	12	60	00:12
<b>SS12/15 ARULA recce</b>	<b>6,97</b>	<b>50</b>	<b>00:10</b>
SS12/15 finish to SS5/10 start	17,6	60	00:18
<b>SS5/10 MÄEKÜLA recce</b>	<b>14,76</b>	<b>50</b>	<b>00:19</b>
SS5/10 finish to SS5-10 start	3,8	60	00:04
<b>SS5/10 MÄEKÜLA recce</b>	<b>14,76</b>	<b>50</b>	<b>00:19</b>
SS5/10 finish to SS4/9 start	22,8	60	00:23
<b>SS4/9 OTEPÄÄ recce</b>	<b>9,6</b>	<b>50</b>	<b>00:13</b>
SS4/9 finish to SS4/9 start	4,8	60	00:05
<b>SS4/9 OTEPÄÄ recce</b>	<b>9,6</b>	<b>50</b>	<b>00:13</b>
SS4/9 finish to SS14/17 start	36,6	60	00:37
<b>SS14/17 KAMBJA recce</b>	<b>20,05</b>	<b>50</b>	<b>00:25</b>
SS14/17 finish to SS14/17 start	9,70	60	00:10
<b>SS14/17 KAMBJA recce</b>	<b>20,05</b>	<b>50</b>	<b>00:25</b>
			<b>04:03:00</b>



<b>Recce Part II</b>			
<b>Special stage</b>	<b>Distance in km</b>	<b>Speed km/h</b>	<b>Time</b>
<b>SS2/7 PRANGLI recce</b>	<b>20,23</b>	<b>50</b>	<b>00:25</b>
SS2/7 finish to SD start	2,70	60	00:04
<b>SD recce</b>	<b>6,23</b>	<b>50</b>	<b>00:08</b>
SD finish to SS2/7 start	13,10	60	00:14
<b>SS2/7 PRANGLI recce</b>	<b>20,23</b>	<b>50</b>	<b>00:25</b>
SS2/7 finish to SD start	2,70	60	00:04
<b>SD recce</b>	<b>6,23</b>	<b>50</b>	<b>00:08</b>
SD finish to SS3/8 start	11,90	60	00:12
<b>SS3/8 KANEPI recce</b>	<b>16,89</b>	<b>50</b>	<b>00:21</b>
SS3/8 finish to SS13/16 start	0,75	60	00:02
<b>SS13/16 KAAGVERE recce</b>	<b>15,46</b>	<b>50</b>	<b>00:18</b>
SS13/16 finish to SS3/8 start	12,60	60	00:13
<b>SS3/8 KANEPI recce</b>	<b>16,89</b>	<b>50</b>	<b>00:21</b>
SS3/8 finish to SS13/16 start	0,75	60	00:02
<b>SS13/16 KAAGVERE recce</b>	<b>15,46</b>	<b>50</b>	<b>00:18</b>
SS13-16 finish to SS 6-11 start	45,20	60	00:45
<b>SS6/11 ELVA recce</b>	<b>11,72</b>	<b>50</b>	<b>00:16</b>
SS6/11 finish to SS6/11 start	7,2	60	00:08
<b>SS6/11 ELVA recce</b>	<b>11,72</b>	<b>50</b>	<b>00:16</b>
SS6/11 finish to SS1 start	27	60	00:28
<b>SS1 RAADI recce</b>	<b>1,28</b>	<b>30</b>	<b>00:05</b>
SS1 finish to SS1 start	1,19	30	00:05
<b>SS1 RAADI recce</b>	<b>1,28</b>	<b>30</b>	<b>00:05</b>
			<b>05:23:00</b>

The following roads are located in a restricted military area:

- Access road to the Technical Zone and Media Zone before Service Park
- Exit road from Service Park until the end of airfield area before turning to the Rõõmu road

Reconnaissance on these roads can be done as follows:

Date: Wednesday 2 September

Time: 17:00 – 21:00

**Any braking, stopping or accelerating in the military area is strictly forbidden!**

**Only the cars with reconnaissance identification are allowed to enter.**

**APPENDIX 3 – Competitors Relations Officers****Liga Stirna**

License nr: TBC

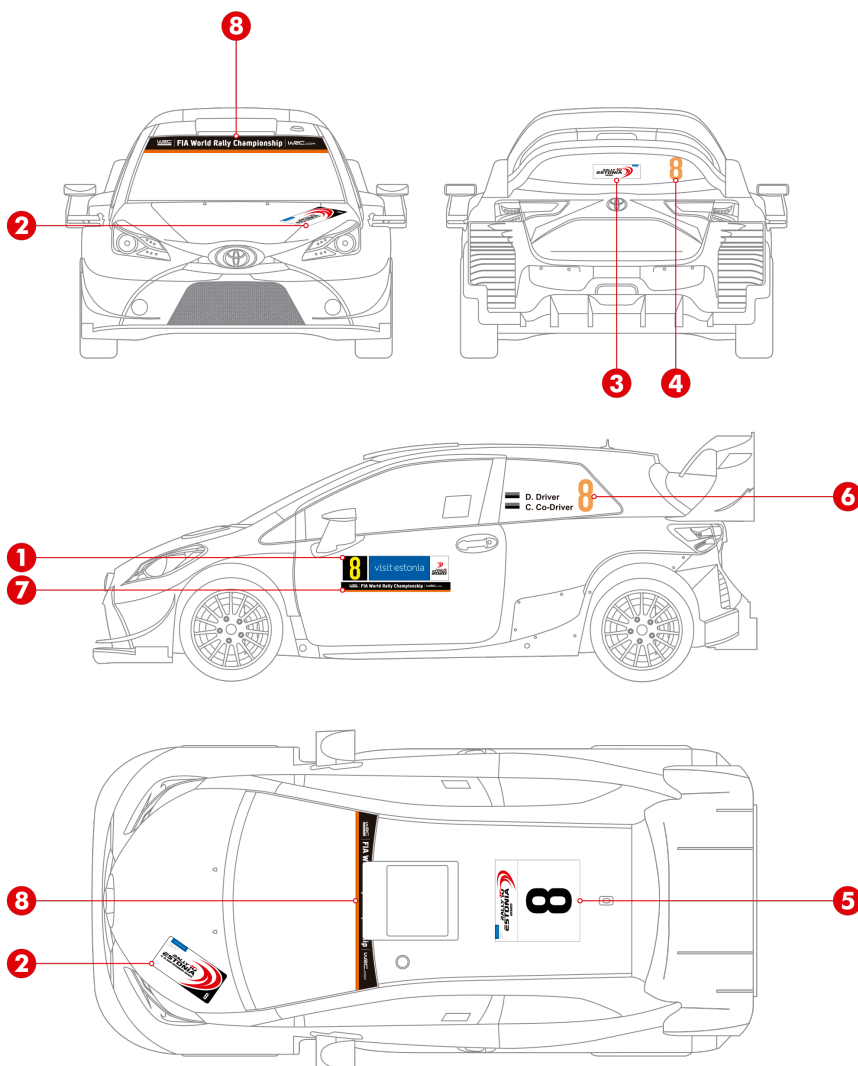
Phone: +371 29 257 227

Languages: English, Latvian, Russian

The Competitors Relations Officers will be identifiable by a red tabard with text CRO.

The CROs will be present at the Administrative Checks, Shakedown, Scrutineering, Opening Ceremony, Service Park, first and last Section of the day, Regroup areas and Rally Finish.

A detailed CROs' Schedule will be posted on the Official Notice Board and will also be provided to Competitors during Administrative Checks.

**APPENDIX 4 – Advertising and Identification**


**1 – Front door panels with competition number, 2 / car** 67 x 17 cm (Rally Estonia, Visit Estonia)  
The top of the plate shall be placed between 7 cm and 10 cm below the bottom window line. No other signage shall be placed within 10 cm of the plate.

**2 – Front plate with competition number, 1 / car** 43 x 21.5 cm (Rally Estonia, Visit Estonia)  
One plate placed on the bonnet of the car

**3 – Rear window panel, 1 / car** 30 x 10 cm (Rally Estonia, Visit Estonia)  
One panel for the rear window, to be placed at the bottom in the centre of the rear window

**4 - Rear window competition number, 1 / car** 14 cm high  
One competition number for the rear window

**5 - Roof panel with competition number, 1 / car** 50 x 52 cm (Rally Estonia, Visit Estonia)  
Placed on the roof with the top towards the front of the car.

**6 - Rear side windows, 2 / car** 20 cm high

These numbers shall be placed on the rear side windows adjacent to the crew's name. The first initial(s) and surname of both driver and the co-driver, followed by the national flags of their passport nationalities, must appear on the rear side window on both sides of the car, adjacent to the competition number. For further details see 2020 FIA WRC Sporting Regulations.

**Championship identification and advertising**

Each priority car entered in the Manufacturers', WRC2, WRC3 and/or Junior WRC Championships must use the appropriate sticker sets provided by the Promoter. All other competitors must carry the appropriate sticker sets if requested by the Promoter.

**7 - Championship door plates, 2 / car** 67 x 6 cm

Two panels on both front doors, immediately under the front door panels

**8 – Windscreen identification, 1 / car** 15 cm high and full width of the windscreen

**Dashboard space** - A space up to 10 cm high and 20 cm wide on the dashboard of the car and within view of the on-board Camera of the Championship Promoter.

**Stickers affixed by the scrutineers at scrutineering:****Check card**

(10 cm x 6 cm) will be affixed on the car, at roll-cage on driver's side.

## APPENDIX 5 – Extracts from FIA ISC Appendix L relating to overalls, helmets and any other safety requirements

All competitors are reminded of Appendix L of the FIA International Sporting Code, in particular its Chapter III - Drivers' Equipment. These regulations apply also for Shakedown.

### Helmets (Appendix L, Chapter III, Art. 1)

All crews must wear crash helmets homologated to one of the following FIA standards:

- 8858-2002 or 8858-2010 (Technical List N°41),
- 8859-2015 (Technical List N°49),
- 8860-2004 or 8860-2010 (Technical List N°33)
- 8860-2018 or 8860-2018-ABP (Technical List N°69)

Priority 1 drivers and their co-drivers must wear helmets according to the FIA standard 8860-2018 or 8860-2018-ABP.

### Frontal Head Restraint (FHR, Appendix L, Chapter III, Art. 3)

All crews must use FIA approved FHR systems homologated to FIA standard 8858.

Approved FHRs, anchorages and tethers are listed in Technical List N° 29.  
See also helmet compatibility chart in Appendix L, Chapter III, Art. 3.3.

### Flame-resistant clothing (Appendix L, Chapter III, Art. 2)

All drivers and co-drivers must wear overalls as well as gloves (optional for codrivers), long underwear, a balaclava, socks and shoes homologated to the FIA 8856-2000 standard (Technical List N°27) or 8856-2018 (Technical List N° 74).

### **For Priority 1 drivers and their co-drivers, the wearing of equipment homologated to the FIA 8856-2018 standard is obligatory.**

Please pay special attention to the prescriptions of Art. 2 concerning embroidery and printing on flame-resistant clothing (manufacturer certificates etc.) **as well as concerning the correct wearing of the clothing elements! See also Regional Rally Sporting Regulations, Article 53.1.**

### Biometric Devices (Appendix L, Chapter III, Art. 2.1)

Drivers may wear a device to collect biometric data during racing.

- If the biometric device is integrated into a protective garment homologated to FIA Standard 8856, the garment shall be homologated to FIA Standards 8856 and 8868-2018.
- If the biometric device is a stand-alone device, then the device must be homologated to FIA Standard 8868-2018 only. This device must be worn in addition to the garment homologated to FIA Standard 8856.

### Wearing of jewellery (Appendix L, Chapter III, Art. 5)

The wearing of jewellery in the form of body piercing or metal neck chains is prohibited during the competition and may therefore be checked before the start.

#### Related links:

FIA International Sporting Code and appendices:  
FIA Technical Lists:

<https://www.fia.com/regulation/category/123>  
<https://www.fia.com/regulation/category/761>

**APPENDIX 6 – FIA Safety Tracking Device Installation and Operations instructions**

Page | 1

**SAS Fitting Kit Manual – RALLY CAR**

SAS Fitting Kit Manual – RALLY CAR

Version 1.1

## Welcome

This manual is provided as a guide for the installation of the WRC Tracking System Kit, for competition vehicles only. Care should be taken when considering the location of components with regard to electrical cabling and fire suppression systems already installed in the vehicle. Please check always that the components of your kit are as requested.

## Table of Contents

1. Tracking Unit Kit Components .....	3
2. Power Supply.....	3
3. Connection Diagram .....	3
4. Tracking Unit Dimensions .....	4
5. Tracking Unit Mounting .....	5
6. Antenna Installation .....	6
6.1 External Antenna Installation .....	7
6.2 Internal Antenna Installation .....	8
7. Contact .....	8

## 1. Tracking Unit Kit Components & Steps

The WRC Tracking System Kit includes:

- WRC Tracking Installation and Fitting Kit Instruction Sheet;
- 3-in-1 antenna with leads;
- Internal radio antenna with lead;
- 6 – 24v wiring loom with plug;
- Mount, to be bolted to tunnel;
- Adjustable mount connector/knuckle.



(Contents may differ slightly to image shown)

WRC tracking system fitment steps:

1. Mount WRC tracker;
2. Fit external & internal antennas, running leads to the WRC tracker;
3. Fit wiring loom, ensuring that a solid 9 to 28 volts is supplied;
4. Connect all antenna connections, make sure they are tight using an 8mm spanner;
5. Apply power.

## 2. Power Supply

WRC tracking system requires a reliable power supply from 9 to 28 volts DC. We recommend a 5 amp (Max) blade type or similar quality fuse is used at the battery supply end of the WRC tracking system power lead.

Zero volts or battery negative can be picked up at any suitable earthing point providing the isolation switch does not switch the negative side of the battery.

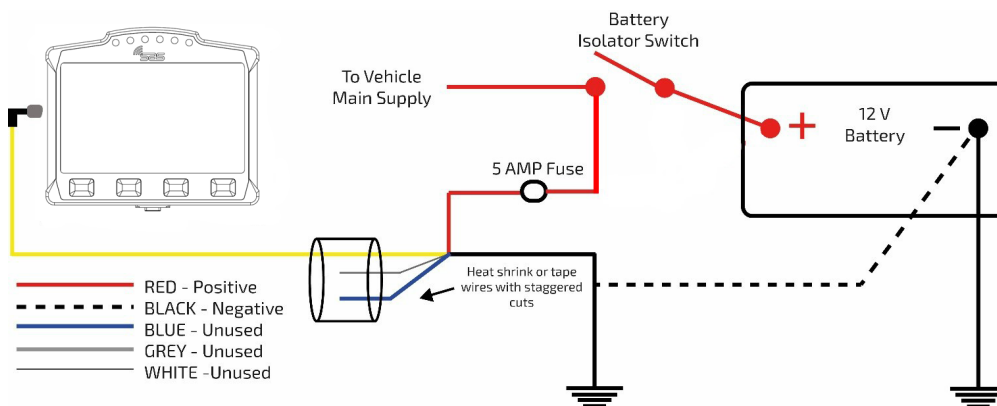
The WRC tracking system unit has an internal battery that is kept charged via the car's power supply. It acts as a reserve supply to power the unit in the case of an accident where a car's power supply is interrupted (e.g. car battery smashed or dislodged).

**Note: The tracking device should only be powered once it is placed in its final position in the vehicle; this ensures accelerometers are calibrated correctly.**



### 3. Connection Diagram

The 6-24v wiring loom, includes five wires. The white blue and grey wires must be stagger cut and heat shrunk or taped back so they cannot short to ground or to each other. Red and black are used as follows:

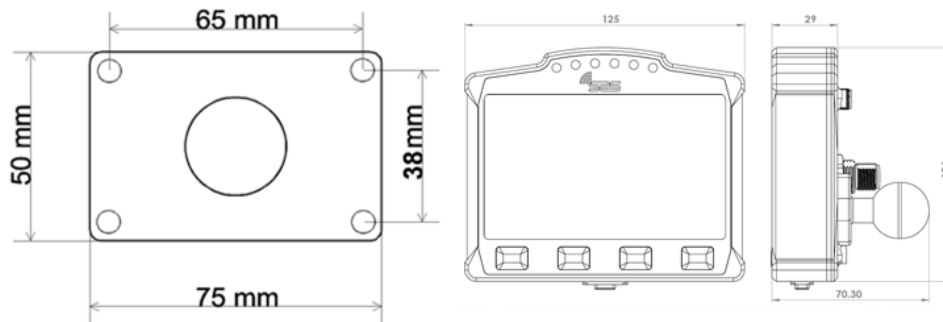


RALLYSAFE 12V WIRING DIAGRAM

During installation, the wiring loom should be routed away from the engine compartment, Ignition or Alternator wiring.

300 mm of Power Supply Wiring Loom is required to be available for connection to the WRC Tracker Unit at the mounted position.

## 4. Tracking Unit Dimensions



## 5. Tracking Unit Mounting

The preferred location and mounting for the WRC tracking system unit is a RAM style 50mm x 75mm flat base with ball, bolted through the tunnel with four **M6** Bolts.

It should be in a central, protected location on the central tunnel in front of the seats and both easily visible and accessible by both the driver and co-driver/nav.

Care should be taken when considering the location of the Mounting Point with regard to electrical cabling and fire suppression systems installed in the vehicle.

Photographs of mounting and positioning can be seen in Fig.1 and Fig.2 respectively.

Alternatively, the WRC tracking system unit can be mounted in a central protected location on the vehicle dashboard that is easily visible and accessible by both the driver and co-driver.

Mounting is a Ram style 50mm x 75mm flat base with ball, bolted with four **M6** bolts through the dashboard and a compulsory 3mm backing plate measuring no less than 145mm x 120mm




Figure 1. 25mm rubber ball securely attached to the tunnel




Figure 2. The WRC tracking unit mounted onto the 25mm rubber ball mount and connected through the RallySafe connector

## 6. Antenna Installation

---

All leads on both external and internal antennas must run on the inside of all roll cage bars. This is to stop cable crushing on impact.

Antenna must not be mounted within 200 mm of any high frequency antenna's or cabling

The preferred route is to go down from the antenna, underneath the closest part of the roll cage (roof cross or main hoop), follow that along to the roof hoop, then go down the inside A pillar to the unit. Please allow 200mm clearance of high frequency antenna or cabling

Any excess cable must be run so that the cable is not bent any tighter than a 100mm radius. We recommend running it across the underside of the dash and back (do not coil in tight loops).

Cables must be tied neatly along the whole installation all the way to the unit so they can't be accidentally caught or dislodged.

All this will be checked at scrutineering and you may be required to fix it before your car can pass.

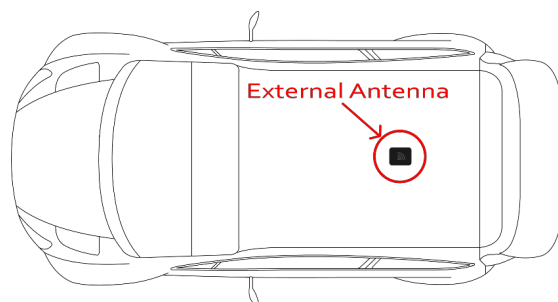
**Note: All antenna connections need to be firmly tightened with an 8mm spanner.**

### 6.1. External Antenna

---

The antenna is mounted through a 12mm hole in a central location on the ROOF of the vehicle, rear of the main roll bar hoop, allowing the cabling to pass through the roof and follow the cage bars back to the unit location. The antenna is a fully watertight unit, which seals against the roof surface.





Antenna leads are connected as follows (There may be variations with the type and number of leads).

1. The 2 UHF leads, colour-coded **Blue**, is connected to the terminal labelled "WiFi" on the WRC unit (Right Hand Thread). Terminals are located of the rear of the unit and/or colour-coded Blue.
2. The Satellite Communication antenna lead is connected to the center or rear terminal labelled "IRI" (Left Hand Thread). It may also be colour-coded **Yellow** (this may be not marked on the 2-in-1 antenna).
3. The GPS antenna lead labelled "GPS", is connected to the terminal labelled "GPS" on the WRC unit (Right Hand Thread). Terminals may be on the side or rear of the unit and/or colour-coded **Green**.
4. GSM, has a small stick antenna supplied with the WRC unit, and is connected to corresponding terminal labelled "GSM" on the WRC unit (Left Hand Thread). The terminal is located on the rear of the unit and/or colour-coded **Red**.

## 6.2. Internal Antenna

The Internal Antenna should be placed on the inside of the ROOF in a clear uncluttered area, with a 200mm radius clear of any bar work or solid metal object. The internal antenna has a magnetic base with double-sided tape for adhesion. The cable is then run to the WRC unit. Please keep cable on the inner side of the roll cage pipework so as not to be crushed in the event of an accident.




Figure 3. The internal antenna must be at least 200mm away from any roll cage components

## 7. Contact Us

For assistance, please contact the RallySafe Support Team by emailing: [support@rallysafe.com.au](mailto:support@rallysafe.com.au)

### \*\*Product Disclaimer\*\*

"This manual, the specifications, and the material contained in it, as released by Status Awareness Systems and RallySafe, is for the purpose of information only. Due to continuous ongoing development, information and specifications may change at any time without notice. SAS, and the companies that have contributed to it, shall not be liable for any use of the manual or information supplied.

The material contained in this manual is protected by copyright and other types of Intellectual Property Rights. The commercial exploitation of the material contained in this specification requires a license to such Intellectual Property Rights.

This manual may be utilised or reproduced without any modification, in any form or by any means, for informational purposes only. For any other purpose, no part of the specification may be utilised or reproduced, in any form or by any means, without permission in writing from SAS.

The word RallySafe and the RallySafe logo are registered trademarks".



## SAS Tracker Competitor User Manual

## Welcome

For your and other competitor's safety, it is important that you are familiar with the use of the WRC tracking unit, herein referred to as "the unit" or "the WRC tracking unit".

The SAS System is designed to increase competition safety by providing safety notifications to inform event management, improve response times and provide accurate and reliable event times.

The following document outlines the basic features and functions of the WRC tracking unit. Please note that the WRC Tracking unit must be fitted and connected in all competitor's car, in accordance with the SAS Fitting Kit Manual – RALLY CAR.

## Table of Contents

1. Powering The Unit On.....	3
2. Stage Modes .....	3
2.1. Transport Mode .....	3
2.2. Stage Mode.....	4
3. Hazard Alerts.....	6
4. Red Flag .....	8
5. Transport Menu .....	9
5.1. Stage Times.....	10
5.2. Manual Hazard .....	11
6. Contact Us.....	11



## 1. Powering The Unit On

---

The unit is pre-loaded with all of the stage coordinates and is activated when powered on. Please power the unit on early before the event to give it time to run checks.

When powered on the unit will display the transport mode, the details of which are specified in the Art. 2.1 of this document.

The unit does not need to be powered off at any stage during the event as it will go to sleep within a few minutes of inactivity but can be re-woken by either moving the vehicle or pressing any of the four buttons.

It is recommended that the unit is not powered off during the event, to ensure the internal battery stays fully charged for emergencies.

## 2. Unit Modes

---

The unit has two modes:

- When not in a competitive stage, the unit will be in **transport mode**, as described in 2.1.
- When in a competitive stage, the unit will go into **stage mode**, as described in 2.2.

### 2.1. Transport Mode

---

**SCREEN 1** – The transport mode displays from the top down the following information: the name of the next point you are travelling to, the time in transit, current time, accumulative and intermediate distances and speed, average speed.

The unit has four physical buttons. Their functions are reported on the screen right above the button's location.

Starting from the far left button to the right, you have the following options:

- **OPTIONS**: Operation described in 5.Transport Menu.
- **BRIGHT**: Increase the screen brightness (Note that the screen must always be clearly readable so full brightness is recommended for daytime).
- **DIM**: Decrease the screen brightness,
- **RESET**: Intermediate trip meter.



SCREEN 1. Transport Mode

## 2.2. Stage Mode

**SCREEN 2** – When the start official assigns each individual competitor a due start time, a countdown will display on the unit as shown in the white field below. Also shown in the white field is the stage number and the due start time.



SCREEN 2. Countdown to Stage Start

**SCREEN 3** – Once the start time is reached, the screen will turn green as shown below and the competitor has to proceed into stage.



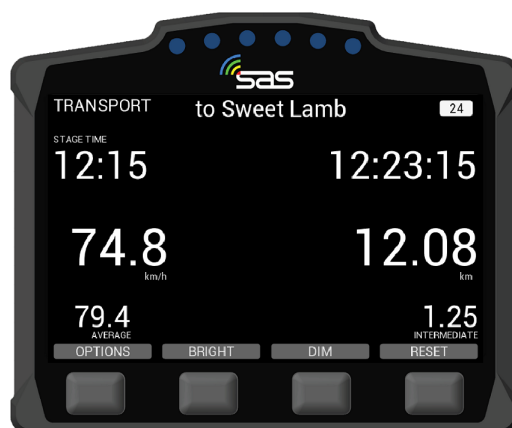
SCREEN 3. Stage Start

**SCREEN 4** – Once the competitor has started the stage, the unit will automatically switch to on stage mode. The unit will start timing.



SCREEN 4. Stage mode

**SCREEN 5** – If the start is postponed for whatever reason and the start time is cancelled, the unit will display the Transport Screen. Once it is clear to send cars again the official will re-issue a new start time.

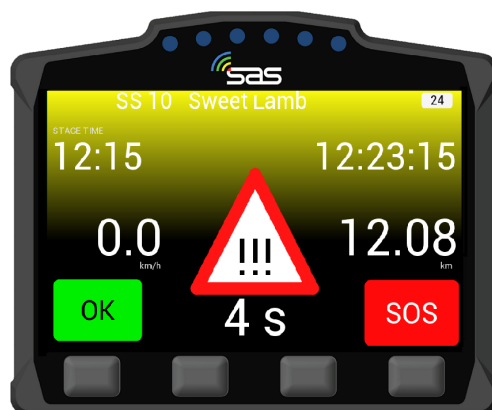


SCREEN 5. Start Time Cancelled

### 3. Hazard Alerts

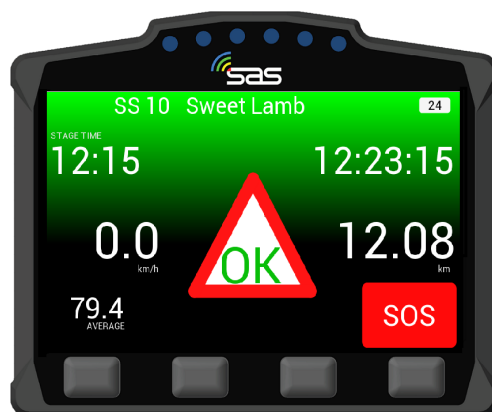
The unit's primary function is to help alert race control of incidents on the course. The incident is notified to race control with different levels of hazard depending on the severity.

**SCREEN 6** – If a car stops during a stage for longer than 3 seconds, the unit will automatically transmit a HAZARD notification; this can either be upgraded to OK or downgraded to SOS by pressing the corresponding button to the text. A timer counts up to 60 seconds as an indication to press the "OK".



SCREEN 6. HAZARD Notification

**SCREEN 7** – If you select OK after the HAZARD alert, then the following screen will appear, showing that you and the car are OK.



SCREEN 7. OK Acknowledgment

**SCREEN 8** – If the manual SOS button is pressed, it must be confirmed as either a fire or medical SOS by pressing one of the two middle buttons. It can also be cancelled if pressed by mistake. If a car is involved in a High G impact, an automatic SOS message will display. If no urgent assistance is required, you can downgrade to OK by selecting the corresponding button.



SCREEN 8. Confirm Fire SOS or Medical SOS

**SCREEN 9** – When the SOS is confirmed, the screen 9 will display. Even once confirmed, the hazard can be changed to OK. Pressing OK will inform race control that the crew are OK and do not need medical assistance.



SCREEN 9. SOS Notification

## 4. Red Flag

**SCREEN 10** – In the case of a serious incident, a stage may be red flagged from Race Control. The red flag will display a full screen warning until it is acknowledged. To acknowledge the flag the far left button must be pressed.



#### SCREEN 10. RED FLAG Acknowledge

**SCREEN 11** – Once the red flag has been acknowledged, normal stage functions will display with a warning still at the top of the screen.



SCREEN 11. RED FLAG in Stage Mode

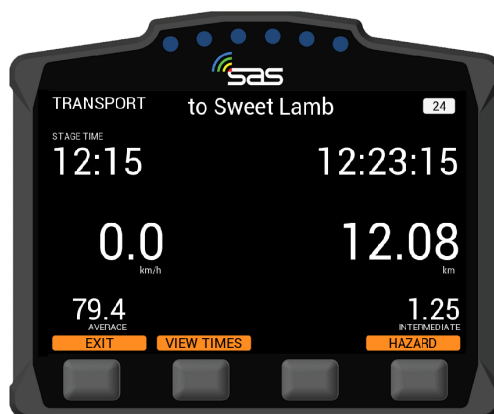
## 5. Transport Menu

**SCREEN 12** – In transport mode, the unit has a menu that can be accessed by pressing the options button.



SCREEN 12. Transport Mode

**SCREEN 13** – The option menu will allow the crew to view stage times “VIEW TIMES” or send a manual hazard/SOS “SEND HAZARD”.



SCREEN 13. Transport Mode – View times/Send Hazard

## 5.1. Stage Times

**SCREEN 14** – By pressing the “VIEW TIMES” button, provisional transit and competitive stage times will display. You can select times for any of the completed stages with the next and previous buttons.

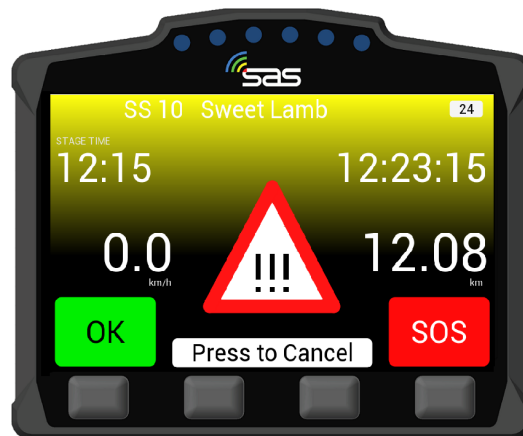


SCREEN 14. Times of completed stages



## 5.2. Manual Hazard

**SCREEN 15** – If manual hazard is sent in transport mode, this can be upgraded or downgraded the same way as a stage hazard. If the hazard is no longer required, it can also be cancelled by pressing either of the two middle buttons “PRESS TO CANCEL”.



SCREEN 15. Manual Hazard in Transport Mode

## 6. Contact us

For assistance, please contact the RallySafe Support Team by emailing: [info@statusas.com](mailto:info@statusas.com)

Please be as descriptive as you can when describing the problem. It would help us if you provide the following information at a minimum:

- Name of event.
- Vehicle or feature affected.
- Stage of incident.
- Time of incident.
- Any additional details.

## APPENDIX 7 – Specific items for national cars

### A7.1. General

Competitors in national classes must follow all prescriptions of the FIA WRC Sporting Regulations and these Supplementary Regulations (SR), unless stated otherwise or different prescriptions are given in this Appendix 7.

National cars may participate in WRC Rally Estonia 2020 under the prescriptions of 2020 FIA WRC SR, Art. 12.3, on the following conditions:

- The cars conform with EAL technical regulations listed below in Art. A7.2.
- The crew and competitor have valid international license's from EASU.

### A7.2. Eligible cars

The following cars have been accepted for participation by the EASU:

Classes	Groups
EMV2	R5
EMV3	2WD up to 1600ccm (R2 cars with valid FIA homologation)

These cars must, however, comply with the safety requirements as stipulated in Appendix J, Art. 253 and with all other applicable provisions and procedures stipulated in the 2020 FIA World Rally Championship Sporting Regulations (e.g. tyres, barcodes, fuel, restart regulations etc.).